

50th HARTSHORNE MEMORIAL MASTERS MILE
Cornell Upstate Challenge T&F Meet
January 21, 2017
Barton Hall Ithaca, NY

FINAL RESULTS



50th HARTSHORNE MEMORIAL MASTERS MILE
Cornell Upstate Challenge T&F Meet
January 21, 2017
Barton Hall Ithaca, NY

FINAL RESULTS

MEN

Top 3 Age Graded


| | Name | Age | City/St | Time | Age Grad % |
|-------|---------|-----|-----------------|----------|------------|
| Nolan | Shaheed | 67 | Pasadena, CA | 05:15.91 | 93.33% |
| Peter | Brady | 45 | Jersey City, NJ | 04:30.09 | 90.58% |
| Kent | Lemme | 50 | Pittsfield, MA | 04:42.18 | 90.19% |

All Competitors by Finish Time

| Place | Name | Age | City/St | Time | Age Grad % |
|-------|------------------|-----|----------------------|----------|------------|
| 1 | Peter Brady | 45 | Jersey City, NJ | 04:30.09 | 90.58% |
| 2 | Mark Williams | 44 | Columbia, NJ | 04:31.68 | 89.36% |
| 3 | Scott Weeks | 44 | Groton, NY | 04:33.56 | 88.74% |
| 4 | Kent Lemme | 50 | Pittsfield, MA | 04:42.18 | 90.19% |
| 5 | Jay Brecher | 42 | Toronto, ON, Canada | 04:43.66 | 84.29% |
| 6 | Bill Wells | 42 | Toronto, ON, Canada | 04:45.60 | 83.72% |
| 7 | Mike Nier | 52 | Rochester, NY | 04:55.00 | 87.68% |
| 8 | Stuart Galloway | 55 | Fonthill, ON, Canada | 04:57.71 | 89.07% |
| 9 | Jeff Conston | 48 | Hopewell Jct, NY | 04:59.08 | 83.74% |
| 10 | Adam Engst | 49 | Ithaca, NY | 05:00.24 | 84.09% |
| 11 | Matt Guild | 53 | Bellows Falls, VT | 05:03.42 | 85.95% |
| 12 | Darin Brown | 49 | Madison, NH | 05:04.43 | 82.93% |
| 13 | Joseph Mora | 55 | Fayetteville, NY | 05:04.57 | 87.06% |
| 14 | Tim Rieth | 41 | Rochester, NY | 05:05.64 | 77.64% |
| 15 | Casey Carlstrom | 57 | Ithaca, NY | 05:11.42 | 86.60% |
| 16 | Alexander Colvin | 49 | Ithaca, NY | 05:12.15 | 80.88% |
| 17 | Francis Burdett | 51 | Worcester, MA | 05:14.20 | 81.66% |
| 18 | Neal Coffey | 55 | Cazenovia, NY | 05:15.41 | 84.07% |
| 19 | Nolan Shaheed | 67 | Pasadena, CA | 05:15.91 | 93.33% |
| 20 | Robert Liebers | 59 | Lakewood, NY | 05:20.36 | 85.64% |
| 21 | Gary Radford | 60 | Cicero, NY | 05:23.12 | 85.65% |
| 22 | Stephen Chantry | 62 | Williamsburg, VA | 05:23.66 | 87.04% |
| 23 | Chuck Shields | 57 | Abington, PA | 05:23.77 | 83.30% |
| 24 | Leo Kolshorn | 43 | Hawley, PA | 05:24.58 | 74.22% |
| 25 | Timothy Riccardi | 58 | Syracuse, NY | 05:24.95 | 83.70% |
| 26 | Scott Armstrong | 54 | Pottstown, PA | 05:30.42 | 79.59% |
| 27 | Keith Eggleston | 57 | Groton, NY | 05:31.33 | 81.40% |
| 28 | Robert Mozo | 54 | Clay, NY | 05:32.05 | 79.20% |
| 29 | John Matthews | 60 | Canton, CT | 05:39.94 | 81.41% |
| 30 | Mark North | 53 | Lancaster, PA | 05:46.28 | 75.31% |
| 31 | Javier Martinez | 46 | Baldwinsville, NY | 05:46.67 | 71.13% |

All Competitors by Finish Time

| Place | Name | Age | City/St | Time | Age Grad % |
|-------|------------------|-----|----------------------|----------|------------|
| 32 | Jean-Luc Jannink | 50 | Ithaca, NY | 05:47.41 | 73.25% |
| 33 | Robert Swizdor | 51 | Ithaca, NY | 05:47.60 | 73.81% |
| 34 | Jim Vandish | 46 | Oswego, NY | 05:50.88 | 70.27% |
| 35 | Gregory Green | 44 | Ithaca, NY | 05:51.98 | 68.97% |
| 36 | Dave Laris | 54 | Clay, NY | 05:56.50 | 73.76% |
| 37 | Spider Rossiter | 65 | Washington DC | 05:59.47 | 80.52% |
| 38 | Mark Rybinski | 61 | Manlius, NY | 06:00.24 | 77.51% |
| 39 | Oliver Habicht | 49 | Ithaca, NY | 06:09.19 | 68.38% |
| 40 | David Bowen | 64 | Rochester, NY | 06:15.42 | 76.40% |
| 41 | Rick Cleary | 60 | Wellesley, MA | 06:18.22 | 73.17% |
| 42 | Walter Faion | 56 | Oakville, ON, Canada | 06:21.10 | 70.17% |



50th HARTSHORNE MEMORIAL MASTERS MILE

Cornell Upstate Challenge T&F Meet

January 21, 2017

Barton Hall Ithaca, NY

FINAL RESULTS

Men Elite 40's

Rabbit: Ben Rainero (Ithaca, NY)

Competitors by Finish Time

| Place | Name | Age | City/St | Time | Age Grad % |
|-------|---------------|-----|---------------------|----------|------------|
| 1 | Peter Brady | 45 | Jersey City, NJ | 04:30.09 | 90.58% |
| 2 | Mark Williams | 44 | Columbia, NJ | 04:31.68 | 89.36% |
| 3 | Scott Weeks | 44 | Groton, NY | 04:33.56 | 88.74% |
| 4 | Jay Brecher | 42 | Toronto, ON, Canada | 04:43.66 | 84.29% |
| 5 | Bill Wells | 42 | Toronto, ON, Canada | 04:45.60 | 83.72% |
| 6 | Jeff Conston | 48 | Hopewell Jct, NY | 04:59.08 | 83.74% |
| 7 | Adam Engst | 49 | Ithaca, NY | 05:00.24 | 84.09% |
| 8 | Darin Brown | 49 | Madison, NH | 05:04.43 | 82.93% |

Competitors by Age Graded

| Place | Name | Age | City/St | Time | Age Grad % |
|-------|---------------|-----|---------------------|----------|------------|
| 1 | Peter Brady | 45 | Jersey City, NJ | 04:30.09 | 90.58% |
| 2 | Mark Williams | 44 | Columbia, NJ | 04:31.68 | 89.36% |
| 3 | Scott Weeks | 44 | Groton, NY | 04:33.56 | 88.74% |
| 4 | Jay Brecher | 42 | Toronto, ON, Canada | 04:43.66 | 84.29% |
| 5 | Adam Engst | 49 | Ithaca, NY | 05:00.24 | 84.09% |
| 6 | Jeff Conston | 48 | Hopewell Jct, NY | 04:59.08 | 83.74% |
| 7 | Bill Wells | 42 | Toronto, ON, Canada | 04:45.60 | 83.72% |
| 8 | Darin Brown | 49 | Madison, NH | 05:04.43 | 82.93% |



50th HARTSHORNE MEMORIAL MASTERS MILE
Cornell Upstate Challenge T&F Meet
January 21, 2017
Barton Hall Ithaca, NY

FINAL RESULTS

Men
Elite 50's

Rabbit: Jay Hubisz (Ithaca, NY)

Competitors by Finish Time

| Place | Name | Age | City/St | Time | Age Grad % |
|-------|-----------------|-----|----------------------|----------|------------|
| 1 | Kent Lemme | 50 | Pittsfield, MA | 04:42.18 | 90.19% |
| 2 | Mike Nier | 52 | Rochester, NY | 04:55.00 | 87.68% |
| 3 | Stuart Galloway | 55 | Fonthill, ON, Canada | 04:57.71 | 89.07% |
| 4 | Matt Guild | 53 | Bellows Falls, VT | 05:03.42 | 85.95% |
| 5 | Joseph Mora | 55 | Fayetteville, NY | 05:04.57 | 87.06% |
| 6 | Casey Carlstrom | 57 | Ithaca, NY | 05:11.42 | 86.60% |
| 7 | Francis Burdett | 51 | Worcester, MA | 05:14.20 | 81.66% |
| 8 | Nolan Shaheed | 67 | Pasadena, CA | 05:15.91 | 93.33% |
| 9 | Stephen Chantry | 62 | Williamsburg, VA | 05:23.66 | 87.04% |

Competitors by Age Graded

| Place | Name | Age | City/St | Time | Age Grad % |
|-------|-----------------|-----|----------------------|----------|------------|
| 1 | Nolan Shaheed | 67 | Pasadena, CA | 05:15.91 | 93.33% |
| 2 | Kent Lemme | 50 | Pittsfield, MA | 04:42.18 | 90.19% |
| 3 | Stuart Galloway | 55 | Fonthill, ON, Canada | 04:57.71 | 89.07% |
| 4 | Mike Nier | 52 | Rochester, NY | 04:55.00 | 87.68% |
| 5 | Joseph Mora | 55 | Fayetteville, NY | 05:04.57 | 87.06% |
| 6 | Stephen Chantry | 62 | Williamsburg, VA | 05:23.66 | 87.04% |
| 7 | Casey Carlstrom | 57 | Ithaca, NY | 05:11.42 | 86.60% |
| 8 | Matt Guild | 53 | Bellows Falls, VT | 05:03.42 | 85.95% |
| 9 | Francis Burdett | 51 | Worcester, MA | 05:14.20 | 81.66% |



50th HARTSHORNE MEMORIAL MASTERS MILE
 Cornell Upstate Challenge T&F Meet
 January 21, 2017
 Barton Hall Ithaca, NY

FINAL RESULTS


**Men
 Section 1**

Competitors by Finish Time

| Place | Name | Age | City/St | Time | Age Grad % |
|-------|------------------|-----|-------------------|----------|------------|
| 1 | Tim Rieth | 41 | Rochester, NY | 05:05.64 | 77.64% |
| 2 | Alexander Colvin | 49 | Ithaca, NY | 05:12.15 | 80.88% |
| 3 | Neal Coffey | 55 | Cazenovia, NY | 05:15.41 | 84.07% |
| 4 | Robert Liebers | 59 | Lakewood, NY | 05:20.36 | 85.64% |
| 5 | Gary Radford | 60 | Cicero, NY | 05:23.12 | 85.65% |
| 6 | Chuck Shields | 57 | Abington, PA | 05:23.77 | 83.30% |
| 7 | Leo Kolshorn | 43 | Hawley, PA | 05:24.58 | 74.22% |
| 8 | Timothy Riccardi | 58 | Syracuse, NY | 05:24.95 | 83.70% |
| 9 | Robert Mozo | 54 | Clay, NY | 05:32.05 | 79.20% |
| 10 | Javier Martinez | 46 | Baldwinsville, NY | 05:46.67 | 71.13% |
| 11 | Mark Rybinski | 61 | Manlius, NY | 06:00.24 | 77.51% |
| 12 | Harold Nolan | 69 | Navesink, NJ | DNF | |

Competitors by Age Graded

| Place | Name | Age | City/St | Time | Age Grad % |
|-------|------------------|-----|-------------------|----------|------------|
| 1 | Gary Radford | 60 | Cicero, NY | 05:23.12 | 85.65% |
| 2 | Robert Liebers | 59 | Lakewood, NY | 05:20.36 | 85.64% |
| 3 | Neal Coffey | 55 | Cazenovia, NY | 05:15.41 | 84.07% |
| 4 | Timothy Riccardi | 58 | Syracuse, NY | 05:24.95 | 83.70% |
| 5 | Chuck Shields | 57 | Abington, PA | 05:23.77 | 83.30% |
| 6 | Alexander Colvin | 49 | Ithaca, NY | 05:12.15 | 80.88% |
| 7 | Robert Mozo | 54 | Clay, NY | 05:32.05 | 79.20% |
| 8 | Tim Rieth | 41 | Rochester, NY | 05:05.64 | 77.64% |
| 9 | Mark Rybinski | 61 | Manlius, NY | 06:00.24 | 77.51% |
| 10 | Leo Kolshorn | 43 | Hawley, PA | 05:24.58 | 74.22% |
| 11 | Javier Martinez | 46 | Baldwinsville, NY | 05:46.67 | 71.13% |
| 12 | Harold Nolan | 69 | Navesink, NJ | DNF | |



50th HARTSHORNE MEMORIAL MASTERS MILE
 Cornell Upstate Challenge T&F Meet
 January 21, 2017
 Barton Hall Ithaca, NY

FINAL RESULTS

**Men
 Section 2**

Competitors by Finish Time

| Place | Name | Age | City/St | Time | Age Grad % |
|-------|------------------|-----|----------------------|----------|------------|
| 1 | Scott Armstrong | 54 | Pottstown, PA | 05:30.42 | 79.59% |
| 2 | Keith Eggleston | 57 | Groton, NY | 05:31.33 | 81.40% |
| 3 | John Matthews | 60 | Canton, CT | 05:39.94 | 81.41% |
| 4 | Mark North | 53 | Lancaster, PA | 05:46.28 | 75.31% |
| 5 | Jean-Luc Jannink | 50 | Ithaca, NY | 05:47.41 | 73.25% |
| 6 | Robert Swizdor | 51 | Ithaca, NY | 05:47.60 | 73.81% |
| 7 | Jim Vandish | 46 | Oswego, NY | 05:50.88 | 70.27% |
| 8 | Gregory Green | 44 | Ithaca, NY | 05:51.98 | 68.97% |
| 9 | Dave Laris | 54 | Clay, NY | 05:56.50 | 73.76% |
| 10 | Spider Rossiter | 65 | Washington DC | 05:59.47 | 80.52% |
| 11 | Walter Faion | 56 | Oakville, ON, Canada | 06:21.10 | 70.17% |

Competitors by Age Graded

| Place | Name | Age | City/St | Time | Age Grad % |
|-------|------------------|-----|----------------------|----------|------------|
| 1 | John Matthews | 60 | Canton, CT | 05:39.94 | 81.41% |
| 2 | Keith Eggleston | 57 | Groton, NY | 05:31.33 | 81.40% |
| 3 | Spider Rossiter | 65 | Washington DC | 05:59.47 | 80.52% |
| 4 | Scott Armstrong | 54 | Pottstown, PA | 05:30.42 | 79.59% |
| 5 | Mark North | 53 | Lancaster, PA | 05:46.28 | 75.31% |
| 6 | Robert Swizdor | 51 | Ithaca, NY | 05:47.60 | 73.81% |
| 7 | Dave Laris | 54 | Clay, NY | 05:56.50 | 73.76% |
| 8 | Jean-Luc Jannink | 50 | Ithaca, NY | 05:47.41 | 73.25% |
| 9 | Jim Vandish | 46 | Oswego, NY | 05:50.88 | 70.27% |
| 10 | Walter Faion | 56 | Oakville, ON, Canada | 06:21.10 | 70.17% |
| 11 | Gregory Green | 44 | Ithaca, NY | 05:51.98 | 68.97% |



50th HARTSHORNE MEMORIAL MASTERS MILE
Cornell Upstate Challenge T&F Meet
January 21, 2017
Barton Hall Ithaca, NY

FINAL RESULTS

Men
Section 3

Competitors by Finish Time

| Place | Name | Age | City/St | Time | Age Grad % |
|-------|------------------|-----|-------------------------|----------|------------|
| 1 | Oliver Habicht | 49 | Ithaca, NY | 06:09.19 | 68.38% |
| 2 | David Bowen | 64 | Rochester, NY | 06:15.42 | 76.40% |
| 3 | Rick Cleary | 60 | Wellesley, MA | 06:18.22 | 73.17% |
| 4 | Kevin Nelson | 52 | Owego, NY | 06:23.69 | 67.41% |
| 5 | Ric Bond | 59 | Liverpool, NY | 06:28.01 | 70.71% |
| 6 | Brendan O'Brien | 57 | Ithaca, NY | 06:28.86 | 69.35% |
| 7 | Ken Hodges | 63 | Ithaca, NY | 06:32.80 | 72.36% |
| 8 | David Keifer | 70 | Dryden, NY | 06:39.69 | 76.09% |
| 9 | Anthony Boyadjis | 58 | Maplewood, NJ | 06:41.44 | 67.75% |
| 10 | Tim Payne | 66 | Oro-Medonte, ON, Canada | 06:53.81 | 70.60% |
| 11 | Heriberto Medina | 60 | Brooklyn, NY | 06:54.98 | 66.69% |
| 12 | James Miner | 68 | Dryden, NY | 07:00.04 | 70.86% |
| 13 | Tito Antonetty | 59 | Rochester, NY | 07:03.76 | 64.75% |
| 14 | Hal Lieberman | 73 | Brooklyn, NY | 07:04.61 | 74.56% |
| 15 | Kevin Kelly | 65 | Fayetteville, NY | 07:08.11 | 67.61% |

Competitors by Age Graded

| Place | Name | Age | City/St | Time | Age Grad % |
|-------|------------------|-----|-------------------------|----------|------------|
| 1 | David Bowen | 64 | Rochester, NY | 06:15.42 | 76.40% |
| 2 | David Keifer | 70 | Dryden, NY | 06:39.69 | 76.09% |
| 3 | Hal Lieberman | 73 | Brooklyn, NY | 07:04.61 | 74.56% |
| 4 | Rick Cleary | 60 | Wellesley, MA | 06:18.22 | 73.17% |
| 5 | Ken Hodges | 63 | Ithaca, NY | 06:32.80 | 72.36% |
| 6 | James Miner | 68 | Dryden, NY | 07:00.04 | 70.86% |
| 7 | Ric Bond | 59 | Liverpool, NY | 06:28.01 | 70.71% |
| 8 | Tim Payne | 66 | Oro-Medonte, ON, Canada | 06:53.81 | 70.60% |
| 9 | Brendan O'Brien | 57 | Ithaca, NY | 06:28.86 | 69.35% |
| 10 | Oliver Habicht | 49 | Ithaca, NY | 06:09.19 | 68.38% |
| 11 | Anthony Boyadjis | 58 | Maplewood, NJ | 06:41.44 | 67.75% |
| 12 | Kevin Kelly | 65 | Fayetteville, NY | 07:08.11 | 67.61% |
| 13 | Kevin Nelson | 52 | Owego, NY | 06:23.69 | 67.41% |
| 14 | Heriberto Medina | 60 | Brooklyn, NY | 06:54.98 | 66.69% |
| 15 | Tito Antonetty | 59 | Rochester, NY | 07:03.76 | 64.75% |



50th HARTSHORNE MEMORIAL MASTERS MILE
Cornell Upstate Challenge T&F Meet
January 21, 2017
Barton Hall Ithaca, NY

FINAL RESULTS

Men
Section 4

Competitors by Finish Time

| Place | Name | Age | City/St | Time | Age Grad % |
|-------|------------------|-----|-------------------------|----------|------------|
| 1 | Joseph Reynolds | 72 | Newfield, NY | 07:54.09 | 65.82% |
| 2 | John Saylor | 69 | Brooktondale, NY | 07:59.66 | 62.70% |
| 3 | Fred Robbins | 62 | Stouffville, ON, Canada | 08:29.23 | 55.32% |
| 4 | Harland Bigelow | 70 | Lisle, New York | 09:05.49 | 55.76% |
| 5 | Tom Rishel | 75 | Ithaca, NY | 10:11.21 | 53.50% |
| 6 | Ted Sullivan | 84 | Williamsville, NY | 13:24.63 | 50.41% |
| 7 | Richard Sullivan | 88 | Buffalo, NY | 16:20.64 | 47.94% |
| 8 | Dixon Hemphill | 92 | Fairfax Station, VA | 17:03.86 | 56.02% |

Competitors by Age Graded

| Place | Name | Age | City/St | Time | Age Grad % |
|-------|------------------|-----|-------------------------|----------|------------|
| 1 | Joseph Reynolds | 72 | Newfield, NY | 07:54.09 | 65.82% |
| 2 | John Saylor | 69 | Brooktondale, NY | 07:59.66 | 62.70% |
| 3 | Dixon Hemphill | 92 | Fairfax Station, VA | 17:03.86 | 56.02% |
| 4 | Harland Bigelow | 70 | Lisle, New York | 09:05.49 | 55.76% |
| 5 | Fred Robbins | 62 | Stouffville, ON, Canada | 08:29.23 | 55.32% |
| 6 | Tom Rishel | 75 | Ithaca, NY | 10:11.21 | 53.50% |
| 7 | Ted Sullivan | 84 | Williamsville, NY | 13:24.63 | 50.41% |
| 8 | Richard Sullivan | 88 | Buffalo, NY | 16:20.64 | 47.94% |

Hartshorne Memorial Masters Mile Meet Records

| <u>MEN</u> | | | | |
|--------------|----------|----------------------|-----------------|------|
| M40 | 04:17.08 | Jim Sorensen | San Leandro, CA | 2009 |
| M50 | 04:35.27 | Anselm Lebourne | Maplewood, NJ | 2010 |
| <u>WOMEN</u> | | | | |
| W40 | 04:49.82 | Sonja Friend-Uhl | Brentwood, TN | 2012 |
| W50 | 05:10.87 | Maureen de St. Croix | Vancouver, BC | 2005 |

Hartshorne 2016 Winners

| <u>MEN</u> | | | | |
|--------------|----------|--------------------|---------------|--|
| M40 | 04:33.04 | Mark Williams (43) | Columbia, NJ | |
| M50 | 04:46.73 | Jim Derick (50) | Big Flats, NY | |
| <u>WOMEN</u> | | | | |
| W40 | 04:54.55 | Sascha Scott (40) | Syracuse, NY | |
| W50 | 05:14.25 | Alisa Harvey (50) | Manassas, VA | |

USATF American Masters 1 Mile Indoor Track Records

| <u>MEN</u> | | | | |
|--------------|----------|-----------------------|--------------------|-------------|
| 40-44 | 03:54.91 | Bernard Lagat (40) | New York, NY | 2015-Feb-14 |
| 45-49 | 04:12.33 | John Trautmann (46) | Boston, MA | 2015-Feb-14 |
| 50-54 | 04:23.07 | Sean Wade (50) | Boston, MA | 2016-Feb-6 |
| 55-59 | 04:42.89 | Nolan Shaheed (56) | Boston, MA | 2006-Mar-25 |
| 60-64 | 04:50.95 | Nolan Shaheed (62) | Ithaca, NY | 2012-Jan-21 |
| 65-69 | 05:11.43 | Frank Condon (65) | Boston, MA | 2008-Mar-28 |
| 70-74 | 05:32.40 | Scotty Carter (70) | | 1987-Mar-15 |
| 75-79 | 06:22.06 | James Sutton (75) | Bethlehem, PA | 2007-Feb-24 |
| 80-84 | 06:42.10 | Inocencio Cantu (80) | Boston, MA | 2014-Mar-15 |
| 85-89 | 08:33.11 | Vincent Malizia (85) | Boston, MA | 2000-Mar-25 |
| 90-94 | 09:56.58 | Orville Rogers (90) | Boston, MA | 2008-Mar-29 |
| <u>WOMEN</u> | | | | |
| 40-44 | 04:44.81 | Sonja Friend-Uhl (40) | Blacksburg, VA | 2012-Mar-03 |
| 45-49 | 05:04.02 | Alisa Harvey (45) | Annapolis, MD | 2011-Jan-15 |
| 50-54 | 05:08.65 | Monica Joyce (51) | University Ctr, MI | 2010-Jan-29 |
| 55-59 | 05:19.87 | Kathryn Martin (55) | New York, NY | 2007-Mar-02 |
| 60-64 | 05:47.25 | Kathryn Martin (60) | Boston, MA | 2014-Mar-15 |
| 65-69 | 06:16.26 | Marie Michelsohn (65) | Boston, MA | 2007-Mar-24 |
| 70-74 | 06:45.80 | Marie Michelsohn (70) | New York, NY | 2012-Feb-09 |
| 75-79 | 07:13.51 | Jeanne Daprano (75) | Bloomington, IN | 2012-Mar-17 |
| 80-84 | 10:54.48 | Gerry Davidson (84) | Nampa, ND | 2005-Mar-12 |

World 1 Mile Indoor Track Records

| <u>MEN</u> | | | | |
|--------------|----------|----------------------------|----------------|-------------|
| M 40 | 03:54.91 | Bernard Lagat, USA (40) | New York | 2015-Feb-14 |
| M 45 | 04:16.83 | Brad Barton, USA (46) | New York | 2013-Mar-02 |
| M 50 | 04:26.75 | Nolan Shaheed, USA (51) | New York | 2002-Mar-02 |
| M 55 | 04:42.89 | Nolan Shaheed, USA (56) | Boston, MA | 2006-Mar-25 |
| M 60 | 04:50.95 | Nolan Shaheed, USA (62) | Ithaca, NY | 2012-Jan-21 |
| M 65 | 05:11.43 | Frank Condon, USA (65) | Boston, MA | 2008-Mar-28 |
| M 70 | 05:32.40 | Scotty Carter, USA (70) | | 1987-Mar-15 |
| M 75 | 05:41.95 | Earl Fee, CAN (75) | Boston, MA | 2003-Mar-26 |
| M 80 | 06:42.10 | Inocencio Cantu (80) | Boston, MA | 2014-Mar-14 |
| M 85 | 08:33.11 | Vincent Malizia, USA (85) | | 2000-Mar-25 |
| M 90 | 09:56.58 | Orville Rogers, USA (90) | Boston, MA | 2008-Mar-29 |
| <u>WOMEN</u> | | | | |
| W 40 | 04:44.81 | Sonja Friend-Uhl, USA (40) | Blacksburg, VA | 2012-Mar-03 |
| W 45 | 04:54.82 | Corinne Debaets, BEL (45) | Gent, BEL | 2008-Dec-26 |
| W 50 | 05:07.32 | Clare Elms, GBR (51) | London, GBR | 2015-Apr-02 |
| W 55 | 05:19.87 | Kathryn Martin, USA (55) | New York | 2007-Mar-02 |
| W 60 | 05:47.25 | Kathryn Martin, USA (60) | Boston, MA | 2014-Mar-15 |
| W 65 | 06:05.85 | Ros Tabor, GBR (65) | London, GBR | 2015-Apr-02 |
| W 70 | 06:45.80 | Marie Michelsohn, USA (70) | New York | 2012-Feb-09 |
| W 75 | 07:13.51 | Jeanne Daprano, USA (75) | Bloomington | 2012-Mar-17 |
| W 80 | 08:19.07 | Helly Visser, CAN (80) | Edmonton, CAN | 2014-Mar-15 |
| W 85 | 13:00.96 | Ivy Granstrom, CAN (87) | Boston, MA | 1999-Mar-27 |

CMA Canadian Masters 1 Mile Indoor Track Records

| <u>MEN</u> | | | | |
|--------------|----------|---------------------------|---------------|-------------|
| M 40 | 04:15.47 | Dave Stewart (41) | NJ, USA | 1990-Mar-9 |
| M 45 | 04:31.49 | Alain Boucher (45) | Ithaca, NY | 2009-Jan-24 |
| M 50 | 04:36.65 | Roly McSorley (50) | Brunswick, NJ | 2001-Feb-24 |
| M 55 | 04:45.82 | Stuart Galloway (55) | NY, NY | 2016-Mar-4 |
| M 60 | 05:12.90 | Earl Fee (64) | Hamilton, ON | 1994-Jan-12 |
| M 65 | 05:13.30 | Earl Fee (67) | Warren, MI | 1996-Mar-23 |
| M 70 | 05:39.52 | Earl Fee (74) | Ithaca, NY | 2001-Jan-20 |
| M 75 | 05:41.95 | Earl Fee (75) | Boston, MA | 2004-Mar-26 |
| M 80 | 06:44.44 | Ed Whitlock (82) | Toronto, ON | 2014-Feb-2 |
| <u>WOMEN</u> | | | | |
| W 40 | 04:57.71 | Patty Blanchard (41) | Boston, MA | 1999-Mar-7 |
| W 45 | 05:08.60 | Patty Blanchard (45) | | 2003-Jan-25 |
| W 50 | 05:10.87 | Maureen De St. Croix (52) | Ithaca, NY | 2005-Jan-22 |
| W 55 | 05:19.87 | Kathryn Martin (55) | NY, NY | 2007-Mar-2 |
| W 60 | 06:55.30 | Clara Northcott (61) | Toronto, ON | 2016-Feb-21 |
| W 65 | 07:02.93 | Helly Visser (66) | Calgary, AB | 2001-Feb-24 |
| W 70 | 07:20.42 | Jean Horne (74) | Toronto, ON | 2007-Feb-11 |
| W 75 | 08:05.93 | Helly Visser (77) | Edmonton, AB | 2011-Feb-13 |
| W 80 | 08:19.70 | Helly Visser (80) | Edmonton, AB | 2014-Mar-15 |
| W 85 | 13:00.96 | Ivy Granstrom (87) | Boston, MA | 1999-Mar-27 |



50th HARTSHORNE MEMORIAL MASTERS MILE
Cornell Upstate Challenge T&F Meet
January 21, 2017
Barton Hall Ithaca, NY

FINAL RESULTS


WOMEN

Top 3 Age Graded

| | Name | Age | City/St | Time | Age Grad % |
|--------|----------------|-----|---------------------|----------|------------|
| Alisa | Harvey | 51 | Manassas, VA | 05:16.27 | 95.74% |
| Marisa | Sutera Strange | 53 | Pleasant Valley, NY | 05:25.35 | 95.53% |
| Coreen | Steinbach | 65 | Pompey, NY | 06:28.17 | 95.16% |

All Competitors by Finish Time

| Place | Name | Age | City/St | Time | Age Grad % |
|-------|-----------------------|-----|---------------------|----------|------------|
| 1 | Sascha Scott | 41 | Syracuse, NY | 04:58.47 | 89.92% |
| 2 | Renee Tolan | 42 | Clifton Park, NY | 05:14.31 | 86.33% |
| 3 | Christy Peterson | 42 | North Wales, PA | 05:16.17 | 85.82% |
| 4 | Alisa Harvey | 51 | Manassas, VA | 05:16.27 | 95.74% |
| 5 | Heather Webster | 43 | Honeoye Falls, NY | 05:21.29 | 85.44% |
| 6 | Marisa Sutera Strange | 53 | Pleasant Valley, NY | 05:25.35 | 95.53% |
| 7 | Dianne Deoliveira | 46 | Brick, NJ | 05:38.55 | 84.03% |
| 8 | Lorraine Jasper | 55 | Birchrunville, PA | 05:41.03 | 93.61% |
| 9 | Kathleen Hayden | 51 | Rochester, NY | 05:55.37 | 85.21% |
| 10 | Karyl Sargent | 53 | Lafayette, NY | 06:01.95 | 85.87% |
| 11 | Mary Swan | 55 | Penn Valley, PA | 06:06.97 | 87.00% |
| 12 | Coreen Steinbach | 65 | Pompey, NY | 06:28.17 | 95.16% |
| 13 | Sandra Gregorich | 54 | Madison, WI | 06:30.32 | 80.70% |
| 14 | Tonya Engst | 49 | Ithaca, NY | 06:48.81 | 72.21% |
| 15 | Colleen Magnussen | 56 | Geneseo, NY | 06:50.97 | 78.75% |
| 16 | Patti Ford | 61 | Pompey, NY | 06:52.97 | 84.17% |
| 17 | Lorrie Tily | 55 | Locke, NY | 07:02.90 | 75.49% |
| 18 | Shiobbean Lemme | 49 | Pittsfield, MA | 07:21.22 | 66.91% |
| 19 | Christine Klein | 52 | Churchville, NY | 07:33.21 | 67.68% |
| 20 | Sharon Kelly | 46 | Fayetteville, NY | 07:43.17 | 61.42% |



50th HARTSHORNE MEMORIAL MASTERS MILE

Cornell Upstate Challenge T&F Meet

January 21, 2017

Barton Hall Ithaca, NY

FINAL RESULTS

Women Elite 40's


Rabbit: Julie Quinn (Ithaca, NY)

Competitors by Finish Time

| Place | Name | Age | City/St | Time | Age Grad % |
|-------|-------------------|-----|-------------------|----------|------------|
| 1 | Sascha Scott | 41 | Syracuse, NY | 04:58.47 | 89.92% |
| 2 | Renee Tolan | 42 | Clifton Park, NY | 05:14.31 | 86.33% |
| 3 | Christy Peterson | 42 | North Wales, PA | 05:16.17 | 85.82% |
| 4 | Heather Webster | 43 | Honeoye Falls, NY | 05:21.29 | 85.44% |
| 5 | Dianne Deoliveira | 46 | Brick, NJ | 05:38.55 | 84.03% |

Competitors by Age Graded

| Place | Name | Age | City/St | Time | Age Grad % |
|-------|-------------------|-----|-------------------|----------|------------|
| 1 | Sascha Scott | 41 | Syracuse, NY | 04:58.47 | 89.92% |
| 2 | Renee Tolan | 42 | Clifton Park, NY | 05:14.31 | 86.33% |
| 3 | Christy Peterson | 42 | North Wales, PA | 05:16.17 | 85.82% |
| 4 | Heather Webster | 43 | Honeoye Falls, NY | 05:21.29 | 85.44% |
| 5 | Dianne Deoliveira | 46 | Brick, NJ | 05:38.55 | 84.03% |



50th HARTSHORNE MEMORIAL MASTERS MILE

Cornell Upstate Challenge T&F Meet

January 21, 2017

Barton Hall Ithaca, NY

FINAL RESULTS

Women Elite 50's


Rabbit: Jullien Flynn (Ithaca, NY)

Competitors by Finish Time

| Place | Name | Age | City/St | Time | Age Grad % |
|-------|-----------------------|-----|---------------------|----------|------------|
| 1 | Alisa Harvey | 51 | Manassas, VA | 05:16.27 | 95.74% |
| 2 | Marisa Sutura Strange | 53 | Pleasant Valley, NY | 05:25.35 | 95.53% |
| 3 | Lorraine Jasper | 55 | Birchrunville, PA | 05:41.03 | 93.61% |
| 4 | Kathleen Hayden | 51 | Rochester, NY | 05:55.37 | 85.21% |
| 5 | Karyl Sargent | 53 | Lafayette, NY | 06:01.95 | 85.87% |
| 6 | Mary Swan | 55 | Penn Valley, PA | 06:06.97 | 87.00% |
| 7 | Coreen Steinbach | 65 | Pompey, NY | 06:28.17 | 95.16% |
| 8 | Sandra Gregorich | 54 | Madison, WI | 06:30.32 | 80.70% |
| 9 | Patti Ford | 61 | Pompey, NY | 06:52.97 | 84.17% |

Competitors by Age Graded

| Place | Name | Age | City/St | Time | Age Grad % |
|-------|-----------------------|-----|---------------------|----------|------------|
| 1 | Alisa Harvey | 51 | Manassas, VA | 05:16.27 | 95.74% |
| 2 | Marisa Sutura Strange | 53 | Pleasant Valley, NY | 05:25.35 | 95.53% |
| 3 | Coreen Steinbach | 65 | Pompey, NY | 06:28.17 | 95.16% |
| 4 | Lorraine Jasper | 55 | Birchrunville, PA | 05:41.03 | 93.61% |
| 5 | Mary Swan | 55 | Penn Valley, PA | 06:06.97 | 87.00% |
| 6 | Karyl Sargent | 53 | Lafayette, NY | 06:01.95 | 85.87% |
| 7 | Kathleen Hayden | 51 | Rochester, NY | 05:55.37 | 85.21% |
| 8 | Patti Ford | 61 | Pompey, NY | 06:52.97 | 84.17% |
| 9 | Sandra Gregorich | 54 | Madison, WI | 06:30.32 | 80.70% |



50th HARTSHORNE MEMORIAL MASTERS MILE
Cornell Upstate Challenge T&F Meet
January 21, 2017
Barton Hall Ithaca, NY

FINAL RESULTS


**Women
Section 1**

Competitors by Finish Time

| Place | Name | Age | City/St | Time | Age Grad % |
|-------|-------------------|-----|------------------|----------|------------|
| 1 | Tonya Engst | 49 | Ithaca, NY | 06:48.81 | 72.21% |
| 2 | Colleen Magnussen | 56 | Geneseo, NY | 06:50.97 | 78.75% |
| 3 | Lorrie Tily | 55 | Locke, NY | 07:02.90 | 75.49% |
| 4 | Shiobbean Lemme | 49 | Pittsfield, MA | 07:21.22 | 66.91% |
| 5 | Christine Klein | 52 | Churchville, NY | 07:33.21 | 67.68% |
| 6 | Sharon Kelly | 46 | Fayetteville, NY | 07:43.17 | 61.42% |
| 7 | Deborah Bliss | 69 | Spencer, NY | 07:57.06 | 82.62% |
| 8 | Nancy Morrison | 64 | East Amherst, NY | 08:05.47 | 74.92% |

Competitors by Age Graded

| Place | Name | Age | City/St | Time | Age Grad % |
|-------|-------------------|-----|------------------|----------|------------|
| 1 | Deborah Bliss | 69 | Spencer, NY | 07:57.06 | 82.62% |
| 2 | Colleen Magnussen | 56 | Geneseo, NY | 06:50.97 | 78.75% |
| 3 | Lorrie Tily | 55 | Locke, NY | 07:02.90 | 75.49% |
| 4 | Nancy Morrison | 64 | East Amherst, NY | 08:05.47 | 74.92% |
| 5 | Tonya Engst | 49 | Ithaca, NY | 06:48.81 | 72.21% |
| 6 | Christine Klein | 52 | Churchville, NY | 07:33.21 | 67.68% |
| 7 | Shiobbean Lemme | 49 | Pittsfield, MA | 07:21.22 | 66.91% |
| 8 | Sharon Kelly | 46 | Fayetteville, NY | 07:43.17 | 61.42% |



50th HARTSHORNE MEMORIAL MASTERS MILE

Cornell Upstate Challenge T&F Meet

January 21, 2017

Barton Hall Ithaca, NY

FINAL RESULTS

Women Section 2

Competitors by Finish Time

| Place | Name | Age | City/St | Time | Age Grad % | |
|-------|---------|----------|---------|-------------------------|------------|--------|
| 1 | Nancy | Konyu | 61 | Oro-Medonte, ON, Canada | 08:40.37 | 66.79% |
| 2 | Deborah | Morrison | 57 | East Amherst, NY | 08:52.91 | 61.58% |
| 3 | Sandy | Balling | 70 | Tonawanda, NY | 10:07.78 | 65.96% |
| 4 | Christa | Maier | 76 | Williamsville, NY | 10:59.88 | 67.67% |
| 5 | Edna | Hyer | 82 | South Wales, NY | 13:44.91 | 61.43% |

Competitors by Age Graded

| Place | Name | Age | City/St | Time | Age Grad % | |
|-------|---------|----------|---------|-------------------------|------------|--------|
| 1 | Christa | Maier | 76 | Williamsville, NY | 10:59.88 | 67.67% |
| 2 | Nancy | Konyu | 61 | Oro-Medonte, ON, Canada | 08:40.37 | 66.79% |
| 3 | Sandy | Balling | 70 | Tonawanda, NY | 10:07.78 | 65.96% |
| 4 | Deborah | Morrison | 57 | East Amherst, NY | 08:52.91 | 61.58% |
| 5 | Edna | Hyer | 82 | South Wales, NY | 13:44.91 | 61.43% |